



MLA Style Guide

Presented by the
Library Learning Commons
Mrs. C. Engell
cengell@bhncdsb.ca

MLA – 8TH Edition

- MLA stands for Modern Language Association
- The MLA 8th edition is the current version to follow ([Purdue University](#) is an excellent source to refer to for style guidelines)
- MLA is used in the Humanities department (English, Drama, Art, History)
- The major change with the 8th edition is the use of “containers” (more on this later)

Topics to Be Covered:

- Why should I cite?
- Essay Format
- In-Text Citations
- Works Cited Instructions



WHY SHOULD I CITE?

<https://www.youtube.com/watch?v=w7ukz2DuX8U>

Essay Format

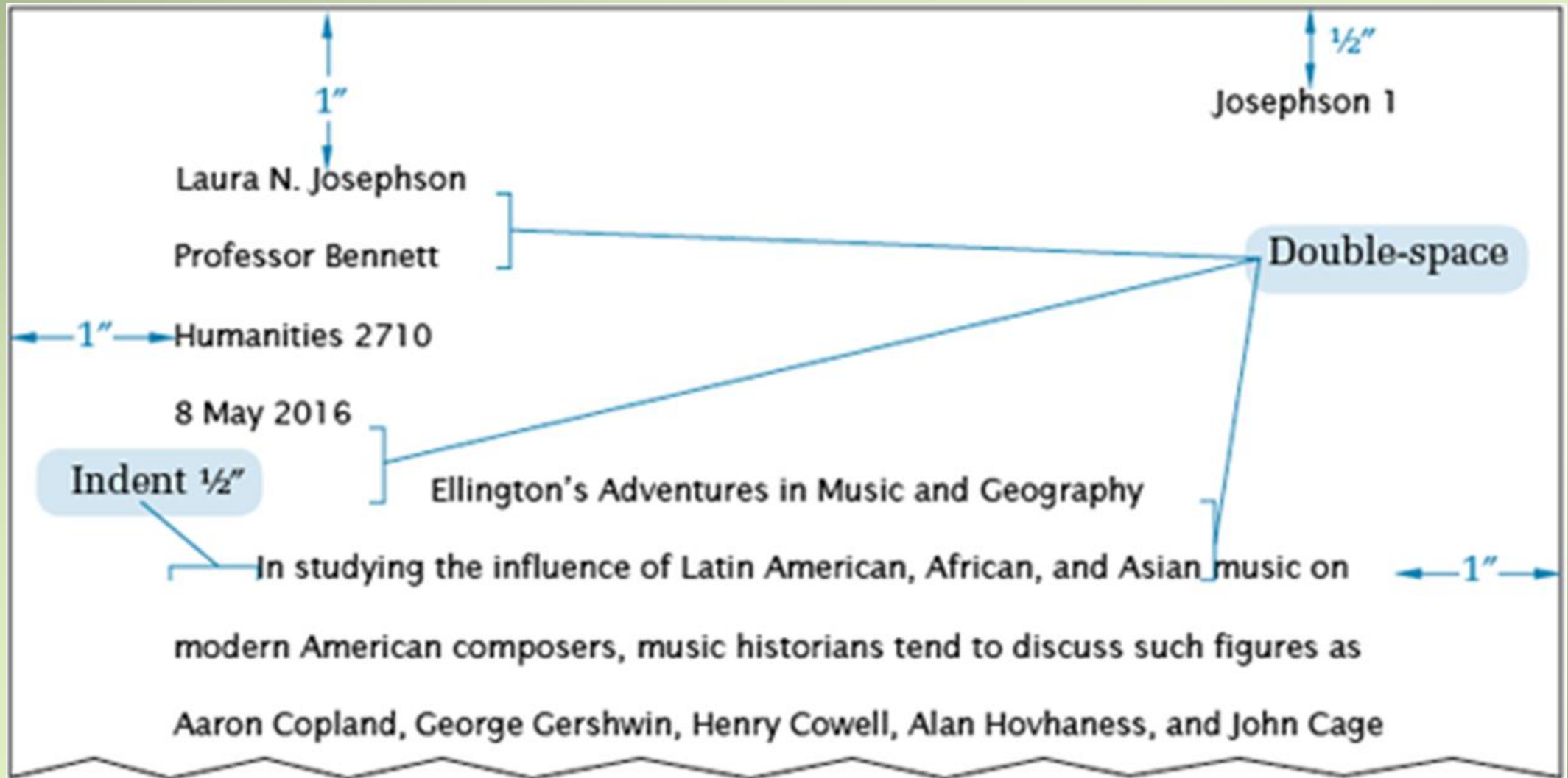


ESSAY FORMAT

1. Type MLA essays on white, 8.5x11 paper
2. Set margins to 1" on all sides
3. Double-space all text
4. Use a legible and consistent font (Times New Roman or Arial) in 12-point size
5. In the upper left-hand corner of the first page, list your name, your teacher's name, the course code, and the date

Note: MLA does not require a separate title page.

Sample MLA Essay Format



In-Text Citations



In-Text Citations Format

1. Refer to the works of others in your text using parenthetical citations at the **end of the sentence** (i.e., just before the period).
2. Use **signal phrases** when information is quoted or referred to in a paper (see next page for example signal phrases).
3. In-text citations **must correspond** to the source information on the **Works Cited page**.

Signal Phrases:

1. Are clear and short sentences used to integrate in a paper the words, ideas, and facts that have been borrowed from other authors
 - Doe **declares**. . .
 - Doe **argues** that . . .
 - Doe **believes** that . . .
 - The work of Doe **shows** that . . .
 - As Doe **indicates**. . .
 - As Doe **implies**. . .
 - As Doe **suggests**. . .
 - Doe **thinks** that . . .
 - Doe **addresses**. . .
2. Be sure each signal phrase verb matches your intention for the in-text citation. Read the whole sentence after you finish to ensure that the signal phrase grammatically coheres with any content that follows the quote or paraphrase.

In-Text Citations Examples:



One Author:

- Both citations in the examples below, (263). and (Wordsworth 263). tell readers that the information in the sentence can be located on page 263 of a work by an author named Wordsworth.

Wordsworth stated that Romantic poetry was marked by a "spontaneous overflow of powerful feelings" (263).

Romantic poetry is characterized by the "spontaneous overflow of powerful feelings" (Wordsworth 263).

- If readers want more information about this source, they can turn to the Works Cited page, where, under the name of Wordsworth, they would find the following information:

Wordsworth, William. *Lyrical Ballads*. Oxford UP, 1967.

Multiple Authors:

- For a source with three or more authors, list the first author's last name, and replace the additional names with "et al."

According to Franck *et al.*, "Current agricultural policies in the U.S. are contributing to the poor health of American" (327).

The authors claim that one cause of obesity in the United States is government-funded farm subsidies (Franck *et al.* 327).

No Known Author:

- For a source with no known author, use a shortened title of the resources in the parenthetical citation.

Many global warming hotspots exist in North America because this region has “comprehensive programs to monitor the environment” (“Impact of Global Warming” 6).

Internet Source with Author:

- You do not need a page or paragraph number in the parenthetical citation.

According to a 2014 Wall Street Journal article, women made up “about 48 percent of the game playing public in the US” in 2014, largely due to the explosion of casual gaming on mobile devices (Grundberg and Hansegard).

Internet Source, no Author

- For Internet sources with no author, include in the text the first item that appears in the Work Cited entry that corresponds to the citation (e.g. article name, website name, film name).
- The in-text citation would appear as follows:

(“One Health and Disease”)

- For the following Works Cited entry:

“One Health and Disease: Tick-Borne.” National Park Service, U.S. Department of the Interior, <https://www.nps.gov/articles/one-health-disease-ticks-borne.htm>.

- Unless you must list the Website name in the signal phrase in order to get the reader to the appropriate entry, **do not include full URLs in-text**. Only provide partial URLs such as when the name of the site includes, for example, a domain name, like [CNN.com](http://www.cnn.com) or [Forbes.com](http://www.forbes.com), as opposed to writing out <http://www.cnn.com> or <http://www.forbes.com>.

Works Cited Instructions



Works Cited Instructions

1. Location – put it on a separate page at the end of your paper.
2. Title it Works Cited at the top without bolded font or an underline; use the same font as your paper.
3. Arrange in alphabetical order by the surname of the author or title if there is no author.
4. Ignore The, A, An when alphabetizing the list.
5. References cited in the text *MUST* appear in the reference list.
6. Double-space the works cited page.
7. Use a hanging ½” tab or indent for every line after the first.

Sample Works Cited Page

Works Cited

Dean, Cornelia. "Executive on a Mission: Saving the Planet." *The New York Times*, 22 May 2007,

www.nytimes.com/2007/05/22/science/earth/22ander.html?_r=0.

"Global Warming." *National Geographic Society*, 28 Mar. 2019,

<https://www.nationalgeographic.org/encyclopedia/global-warming/>

Gowdy, John. "Avoiding Self-organized Extinction: Toward a Co-evolutionary Economics of Sustainability."

International Journal of Sustainable Development and World Ecology, vol. 14, no. 1, 2007, pp. 27-36.

An Inconvenient Truth. Directed by Davis Guggenheim, *Paramount*, 2006

Milken, Michael, et al. "On Global Warming and Financial Imbalances." *New Perspectives Quarterly*, vol. 23, no. 4,

2006, p. 63.


Shulte, Bret. "Putting a Price on Pollution." *US News & World Report*, vol. 142, no. 17, 14 May 2007, p. 37. Ebsco,

Access no: 24984616.


Citation Order

In your citation, the elements should be listed in the following order:

1. Author.
2. Title of source.
3. Title of container,
4. Other contributors,
5. Version,
6. Number,
7. Publisher,
8. Publication date,
9. Location.



“Containers” are what hold the source. If you’re creating a reference for a chapter in a book, the title of the chapter is the title of the source, and the container is the title of the book. The book holds the chapter, so it’s the container.



Each element should be followed by the corresponding punctuation mark shown.

Book example

Not all sources will have all 9 elements

1	Author.	Puig, Manuel.
2	Title of Source.	<i>Kiss of the Spider Woman.</i>
3	Title of Container,	
4	Other Contributors,	Translated by Thomas Colchie,
5	Version,	
6	Number,	
7	Publisher,	Vintage Books,
8	Publication Date,	1991.
9	Location.	

Website,
no author
example

1	Author.	
2	Title of Source.	"Global Warming."
3	Title of Container,	<i>National Geographic Society</i>
4	Other Contributors,	
5	Version,	
6	Number,	
7	Publisher,	
8	Publication Date,	27 September 2019
9	Location.	https://www.nationalgeographic.org/encyclopedia/global-warming/ .

Works Cited

“Citation: A (Very) Brief Introduction.” *YouTube*, uploaded by KULibraries, 23 August 2016,

<https://www.youtube.com/watch?v=w7ukz2DuX8U>

Formatting a Research Paper. “Fig. 1 The top of the first page of a research paper.” *The MLA Style*

Center: Writing Resources from the Modern Language Association, 2020,

<https://www.easybib.com/guides/citation-guides/mla-format/how-to-cite-a-photo-digital-image-mla/>

Purdue Writing Lab. “MLA Formatting and Style Guide // Purdue Writing Lab.” *Purdue Writing Lab*,

owl.purdue.edu/owl/research_and_citation/mla_style/mla_formatting_and_style_guide/mla_formatting_and_style_guide.html.

Engell's Works Cited
for this PPT.